















 Hello  Dosbarth  Rhossili,

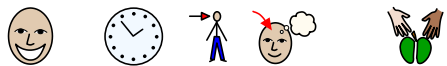
 Last week  we  asked  you  to  make, draw or paint  a rainbow  to say thank you for

 everyone  who helps us.

 This week  our  activities  will  all be linked to a rainbow.

1  Our story  this week  is 'The Rainbow Fish' 

 The Rainbow Fish  is an award-winning book about a beautiful fish who finds friendship and


 happiness when he learns to share.



 Here are some questions about the book:










•  Why is it nice to share?

•  How does it make us feel if a friend doesn't share with us?




•  Why is it sometimes hard to share?

2  Here is a rainbow maths counting game.  What is the biggest tower you can build, can you

 count them all? https://www.mathplayground.com/logic_rainbow_tower.html

3       

3) Here is a science experiment to make a rainbow on the wall:



  

You will need :


Water


Sunlight










 
A clear glass

 
a small mirror















Instructions:

1) Fill the glass with water.











2) Put the mirror into the water inside the glass at an angle.

3) Position the glass so that sunlight shines directly at the mirror. You may have to shift

the mirror to find the right angle.

4) Look for a reflection on the wall. It would be easier to see if the room is dark.

5) Adjust the angle of the mirror until you see a rainbow on the wall.

4) Attached is a link for cosmic kids yoga session which we use in class for our

mental and health well being. It follows the story of a butterfly flying over the rainbow.

<https://www.youtube.com/watch?v=pT-s1-phgxs>

5) Can you make a rainbow using lots of different materials?

Here are some ideas: <https://www.iheartartscrafts.com/rainbow-potato-printing/>

<https://www.pinterest.co.uk/jvanthul/rainbow-art-projects-for-kids/>

6) <https://www.youtube.com/watch?v=yLpEGM34Fic> Here is Mr tumble singing the colours of the rainbow.

Can you pick your favourite colour and then on Hwb Tell me what your favourite

colour is and paint 3 things that are that colour? Remember to name and save your

work so I can see it. Here is mine:



Hope you have a fun week. I am looking forward to hearing about everything you

have done. Miss Baker, Mrs Thomas and Miss Rees miss you all.

From, Miss Baker,