

We're Going on a Bear Hunt

Michael Rosen

Helen Oxenbury



Maths & Numeracy

- Pairs game
- Number formation painting with sticks
- Bear Hunt walk around neighbourhood counting how many teddy bears you can see in windows

Language, Literacy & Communication

Writing

- Letter formation painting with sticks
- Mark making using water on the pavement/outside walls

Reading

- Read/listen to the story " We're going on a bear hunt" (available on Youtube if unable to access book) <https://www.youtube.com/watch?v=0gyl6ykDwds>
- Story order using symbols/words

Health & Wellbeing

Sensory play

- Sensory story- walking/touching each box/tray from the story (water, mud, grass)
 - Sensory trays themed on story
- #### **P.E**
- Chase game (running away from the bear- play with family members)

Expressive Arts

- Make a collage of the items you found on the walk
- Potato print bear footprints
- Make a bear using fork painting

- Listen to the bear hunt song on Youtube
(https://www.youtube.com/watch?v=5_ShP3fiEhU)

Humanities

- Treasure hunt- Take photos/collect items on a walk of things from the story using the checklist

Science & Technology

- Re-create the story, little videos clips showing squelching through mud, running away from bear

- Raft race, make a raft to cross the river in the story. Use a straw to blow the raft across a paddling pool/ tray of water

Letter and number formation/mark making



- Mark making
- Tracing/overwriting letters & numbers
- Copying letters & numbers
- Independently writing letters & numbers when verbally asked
- Write CVC words (may need support to verbally sound out)
- Write words from the story (may need support to verbally sound out)

Encourage children to form letters correctly, may need to demonstrate how they are formed

Symbols to match to story



grass



mud



snowstorm



river



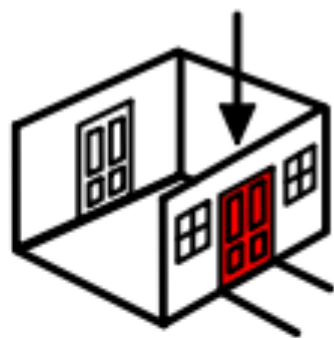
bear



forest



cave



front door



stairs



bed

Story order match with words

Uh-oh grass!

Swishy swashy!

Swishy swashy!

Swishy swashy!

Uh-oh a river!

Splash splosh!

Splash splosh!

Splash splosh!

Uh-oh mud!

Squelch squerch!
Squelch squerch!
Squelch squerch!

Uh-oh a forest!

Stumble trip!

Stumble trip!

Stumble trip!

Uh-oh a snowstorm!

Hoooo woooo!

Hoooo woooo!

Hoooo woooo!

Uh-oh a cave!

Tip-toe!

Tip-toe!

Tip-toe!

It's a bear

One shiny wet nose!
Two big furry ears!
Two big goggly eyes!

Pairs game-

Match picture
to picture first

-Turn over and
match (working
on memory
skills)

-Play with other
friends/family
(encourage turn
taking)






twinkl www.twinkl.co.uk



twinkl www.twinkl.co.uk



twinkl www.twinkl.co.uk



twinkl www.twinkl.co.uk



twinkl www.twinkl.co.uk



twinkl www.twinkl.co.uk

We're Going on a Bear Hunt!

How many bears can you find in your neighbourhood? Go for a walk with your family and see how many you can discover! Tick or colour in the numbered boxes below as you go.



1	2	3	4	5	6	7	8	9	10
11	12	13	14	15	16	17	18	19	20
21	22	23	24	25	26	27	28	29	30

Instructions for Parents and Caregivers



People all around Australia and the world are putting teddy bears in their windows, in trees, on top of letterboxes and on their balconies in support of a countrywide 'Bear Hunt'.

During the COVID-19 pandemic, children and families all around the world are being encouraged to stay active by going for a walk around their neighbourhood hunting for bears together.

Put a smile on any child's face with this fun, active and engaging activity.

Our activity sheet also encourages number recognition. Ask your child to read the numeral and tick off or colour in the square as they find bears in their neighbourhood.

A clipboard and coloured pencil would be ideal for this activity. If you don't have a clipboard, a hardcover book to lean the activity sheet on will do the trick!

Sensory play

Can use trays, paddling pools, bowls for sensory play. You could hide numbers/letters/animals in the tray. Could walk through sensory trays whilst reading the story.

Grass

Water

Mud- could use chocolate mousse, angel delight, soil, crumbled up chocolate cake

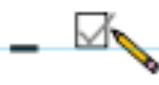
Forest- sticks and leaves

Snowstorm- Ice, ice lollies

Cave- put a blanket over a table, blanket between two chairs, a tunnel/tent



Treasure Hunt



- Tick



what



you can



find



on



your



walk




grass



mud



water



flower



teddy bear



front door

Art activities

- Bear fork paint -

<https://www.gluedtomycraftsblog.com/2018/06/fork-painted-bear.html>



- Potato bear footprints



- Collage with natural items found on walk/in garden



Raft race ideas



<https://kidscraftroom.com/stick-raft-building-stem-project/>

