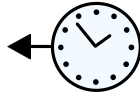






planting sunflowers



I

hope

you

have had

my


package

in

the



post.



The

weather

is



fine



and



perfect


for



planting



sunflowers.




Read the instructions

to



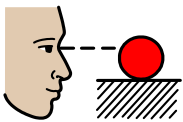
plant



your own



sunflowers.



Watch



sunflowers



grow



and



take pictures

if



you can.



Stay

safe



and



well.



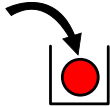

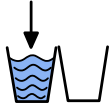


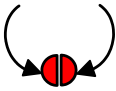



Miss

Keen





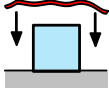






planting sunflowers






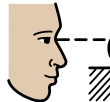
1     to make it $\frac{2}{3}$  full

2  **5**   in the  soil

3  **1**   in each  hole

4     to  cover the  seeds

5    the seeds

6   on  a  sunny  windows **+**  watch

 them  grow.  Take photos  if possible