

Activities for children between 4 -7 years old



Activities for 4-7 year olds

Treasure hunt

Take five minutes and hide some treasures (toys, rocks, whatever) around the house. Make a list of the items, and have your child go on a treasure hunt. If they can't yet read, draw a sketch of the hidden item.

Memory game

Put some objects on a tray, talk about them with your child, then cover them up with a teatowel or towel, once covered put your hand underneath and take 1 object away without your child seeing, take the tea cloth/towel away and see if they can recognise which one is missing.



Shadow drawing

A lovely activity for a sunny day, you need some paper and your children's toys, plastic animal toys are ideal for this. Position the paper and toy so that the toy creates a shadow onto the paper, your child can then draw the animal and colour it in.



Misfit characters

Lay out a selection of old magazines or catalogues, and get your children to cut out pictures of heads, torso, legs and feet/shoes. They can then have some fun mixing them up, and glueing mismatched characters onto blank sheets of paper.

Older children may like to take this one step further and write a story about their unique characters.

Salt Dough

Make Salt dough using 1 cup of plain flour, half a cup of table salt and half a cup of water, your child can make this into their chosen model e.g fruit or veg or use cookie cutters, these can be left in the sun to harden or put in the oven on 150 degrees /gas mark 2 for 2-3 hours

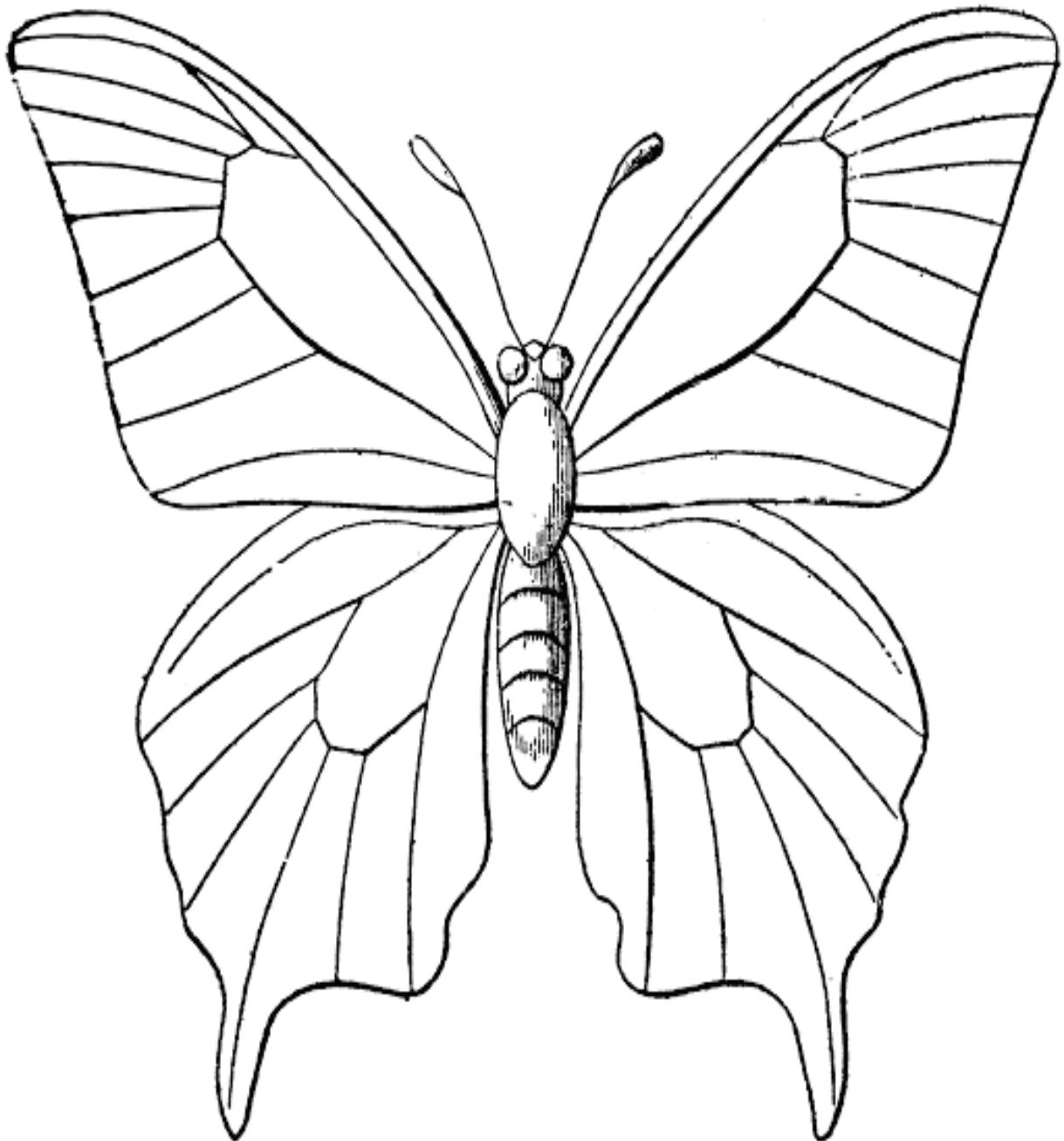


Create an indoor den or outdoor den in the

Colour the picture

Can you draw a habitat for the butterfly?

Remember that the habitat is it's home.

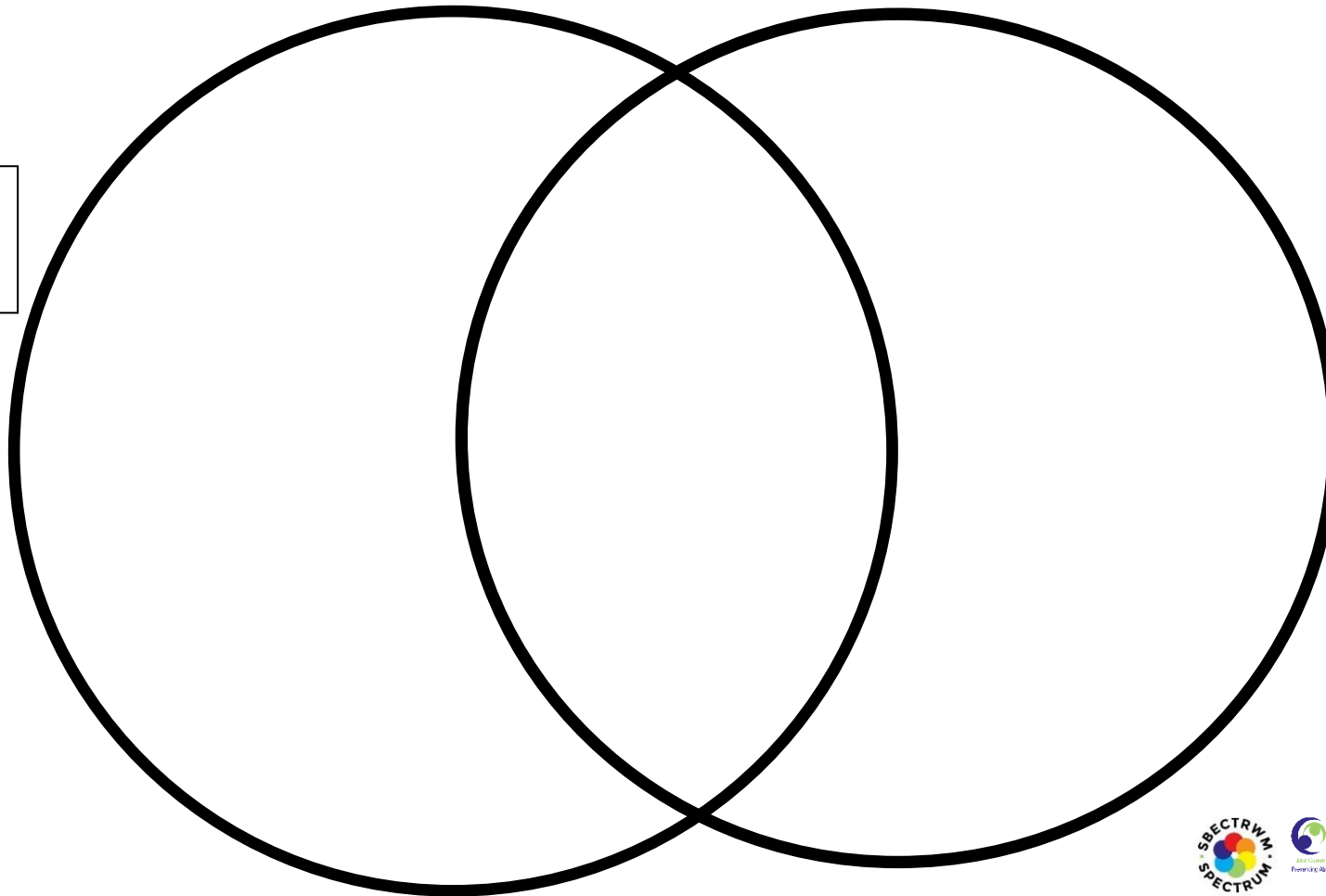


Garden Hunt

Can you find things of these colours in your garden? Draw them into the correct circle.
What things would fit into the middle part?

Green
things

Brown
things





Make your own animal

You will need:

1. Some plasticine or a piece of paper to use as a base.
2. Some paints or felt pens.
3. Anything you can find in your garden, twigs, grass, leaves, anything you'd like.



What to do:

1. Use the plasticine as a base to make a head shape, or, draw your head shape on the paper.
2. Use your garden materials to make ears, eyes and noses.
3. Your animals can be real animals you have seen or an animal you have made yourself.
4. Try making your own people.
5. What else can you make?



Make your own Clay



Ingredients:

2 cups of water
Food colouring (optional)
3 ½ cups of any type of flour
½ cup of salt
1 tbsp cream of tartar or corn flour/polenta or ground cornflakes.
2 ½ tbsp of cooking oil
Baking sheet (optional)


You will need a large bowl, a wooden spoon, a pan and an airtight container to keep the clay in!

Method:

Bring water to the boil in a pan and add food colouring. Remove from heat.
Mix together flour, salt and cream of tartar
Add the oil to the water
Make a dip in the flour and carefully start adding the water mixture to the flour mixture and stir together with a wooden spoon.
Let it sit until it has cooled down, make sure it is still slightly warm.
Knead the flour until pliable, you could do this on a surface covered with a baking sheet.

Your clay is ready for modelling! Keep in an airtight container so it doesn't dry out!





Make your own game


You will need:

1. Stones or pebbles.
2. Some paints or felt pens.
3. Sticks or twigs or some paper to draw a board.



What to do:

1. Decide which mini beasts you want to use and colour your pebbles to make them into the mini beasts, 5 of each kind.
2. Lay out your sticks or draw your base like this



How to play:

1. Each player takes it in turns to put their mini beasts into the grid.
2. The first player to put 3 mini beasts in a line on the grid is the winner!

You can play on paper or with other sets of things you can find or make.



Make Some Rabbit Soup

What do you think rabbits like to eat?

What things would you put in rabbit soup?

Find some things for your soup, these can be things you find inside or out in the garden.

Draw 4 things you would use in the squares.

Mix your ingredients together with some water.
Draw your soup.





Who lives in your garden?

Can you find:

Something with wings?

Something that hides under things?

Something that curls up?

Something else?

Make Some Worm Soup

What do you think worms like to eat?

What things would you put in worm soup?

Find some things for your soup, these can be things you find inside or out in the garden.

Draw your ingredients in the squares.

Mix your ingredients together with some water.
Draw your soup.



Numbers Hunt

Cut out the numbers and hide them around the house, let your child go on a hunt to find them – ask them to shout the number out loud when they find it and tick it off on the recording sheet.



1	2	3	4	5
6	7	8	9	10


Numbers to find	Tick once you've found the hidden number
1	
2	
3	
4	
5	
6	
7	
8	
9	
10	



Timed treasure hunt

How quickly can you find things?

Use elephants to help you time yourself



Count 1 elephant = 1 second.

Can you find these?	It took how many seconds?
Pillow	
A sock	
A fork	
Somrthing red	
A toy	
A spoon	
A shoe	
A tin of food	
Some leaves	
A blade of grass	
	My best time was ?
	My slowest time was?

Shape pictures

Cut out the 2D shapes below and use them to make

- A tree
- A house
- A car
- A boat
- A truck

