



Mini

Eggs




Road

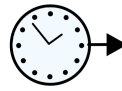


Bites

Rocky



You



will



need:



400g of chocolate,

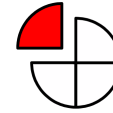


broken



in

to



pieces,

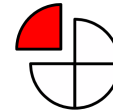


100g of digestives,

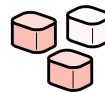


in

to




pieces,



150g of mini marshmallows,



100g mini chocolate eggs,



an 18cm x 18cm cake tin, cling film, a large heatproof bowl and












a wooden spoon.




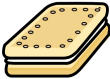
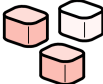




Method:

1   
1. Line the cake tin with cling film.







2     
2. Put the broken chocolate in the bowl.

3    
3. Melt the chocolate in the microwave.

4       
4. Stir in the broken biscuits, marshmallows and most of

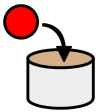


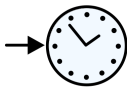
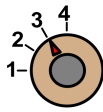


the chocolate eggs.

5      
5. Spoon the mixture in to the cake tin and put the leftover



chocolate eggs on top.

6  Put in the  fridge for **2** to **3**  hours  until  set.