

How to join a Teams meeting

1.

Microsoft Teams meeting

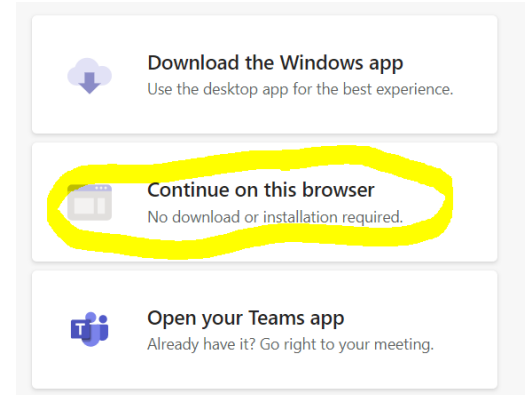
Join on your computer or mobile app

[Click here to join the meeting](#)

[Learn more](#) | [Meeting options](#)

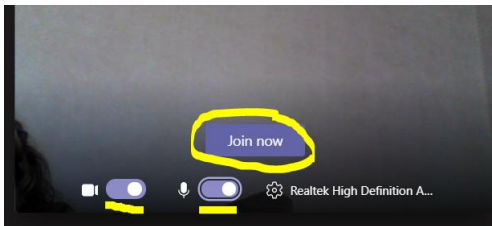
You will be sent an email with an invite to the meeting. When it is time for the meeting, click on the link to join the meeting.

2.




You will be taken to a screen which asks how you want to join the meeting. Click 'Continue on this browser'.

3.



Check that your camera and microphone are turned on. The circles by the camera and microphone icons need to be to the right. Click 'Join now'. There may be a brief pause while the host lets you in to the meeting.



turns the camera off or on

turns the microphone off or on

raise your hand for questions

option to type in chat

leave the meeting