
























 Today
  would
  have been
  our
  Enterprise
  day.

 Mr
  Williams
  has
  sent
  us
  the
  activities
  that
  we
  would
  have
  done.

 all
  you
  will
  need
  is
  your
  Hwb®
  logins

MINECRAFT

LESSON PLAN - M5
TIME - 40 MINUTES

SCIENCE & TECHNOLOGY

CREATE YOUR CLASS IN MINECRAFT

1. ACTIVITY

Minecraft is very popular and is now used in lots of classes throughout the world. **Scan QR Code 1** to showcase a design project being run in a primary school in England.

The learners will take photographs of their classroom and use these to create a simple classroom plan on paper (**Scan QR Code 2** to download a classroom plan worksheet). Working with a partner (Progression Step 1) or independently (Progression Step 2), the learners will complete the plan including any furniture/lighting/doors etc that they think is important to include. When they are satisfied with their plans the learners will use them to create a 3D model of their classroom using the Minecraft Education app. The learners will be encouraged to save their designs as they progress and showcase their finished classroom designs at the end of the session. The learners will give constructive feedback on the designs to their peers.

2. EQUIPMENT NEEDED

Pen/pencil, Coloured Pencils/Pens, Worksheet (**Scan QR Code 2**), Minecraft Video (**Scan QR Code 1**), iPad/Tablet, Minecraft Education app.

3. WHAT MATTERS STATEMENT

Being curious and searching for answers is essential to understanding and predicting phenomena.

Minecraft Fact:

According to a 2016 BBC News report, more than 1,000 classrooms around the world already use Minecraft in some form.





QR CODE 1



QR CODE 2

Your task this week is to scan the QR codes and complete your minecraft

plan on Hwb.

I will attach the instruction separate.

Well done for all the hard work you did on las weeks enterprise activity.

I really enjoyed seeing your designs.

Have fun, stay safe and keep smiling.

From Miss Baker