




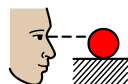


























 Hello Dosbarth Rhossili,

05/11/2020


Literacy:
 Today
  we
  are
  going to
  watch
  our own
  virtual
  firework display
  together.

 Click
  on
  the
  link
  and
  enjoy.

https://www.youtube.com/watch?v=gb_ihBSH4C4

 What you think
  you
  would
  be able to
  see,
  smell/taste,
  hear
  and
  feel?
  fill in
  the

 grid
  or
  write
  your own.


See

Smell/Taste


Hear

Feel





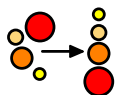
+



123




Maths: Can you cut and stick the bonfire number in the



correct order?

4



9



7




1



6



10



3




8





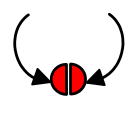






5



2












Expressive Arts: Can you make your own pop up firework?

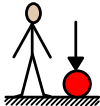


 You
  will
  need:

 A wooden spoon,
  Black
  paper,
  ribbons,
  sticky tape
 or
  stapler,
  scissors
 +

 glitter
 or
  stickers
 to
  decorate.

<https://kidscraftroom.com/pop-homemade-firework-craft/>



Well done

for

working

so

hard.

.

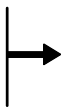
Stay

safe

and

keep

smiling



From,



Miss Baker