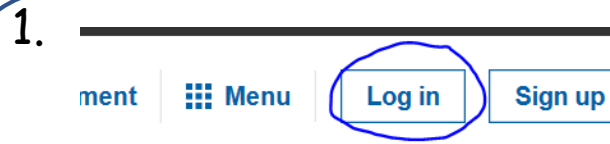



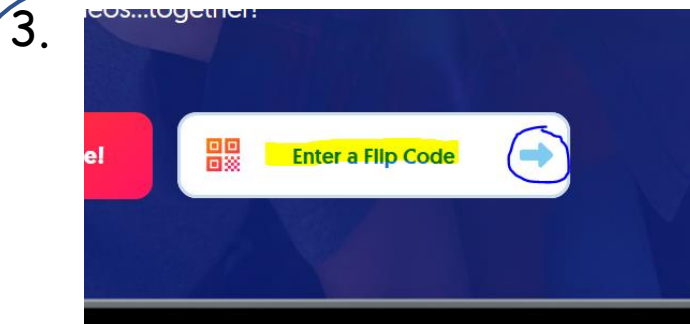
## Pupil guide to using Flipgrid



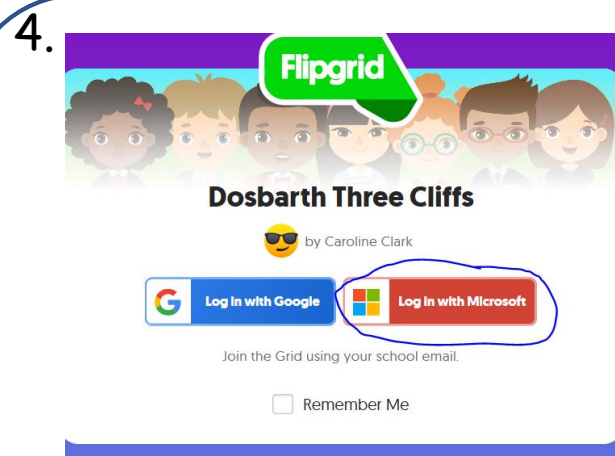
Go to [hwb.gov.wales](https://hwb.gov.wales) on a device that has a camera and microphone (i.e. most laptops, a phone or tablet)  
Click *log in* then log in using your Hwb details.



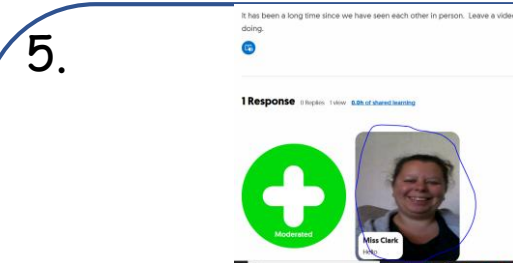
Scroll down the page and click on Flipgrid.



Click on *enter a Flip code* and then put in the code class staff have given you. Then click the blue arrow.



You then need to click log in with Microsoft. You might have to put your Hwb details in again.



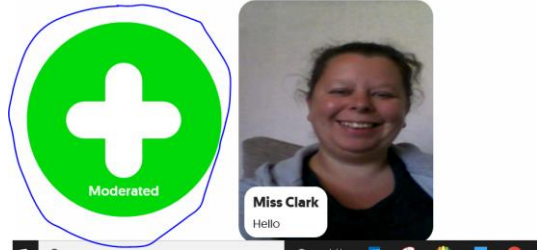
You will be taken to the topic staff have asked you to join in with. At the top of the page you will see some information about the topic and be able to see any videos already posted. Click on a picture to see a video.

6.

It has been a long time since we have seen each other in person. Leave a video doing.



1 Response 0 Replies 1 view 0.0h of shared learning



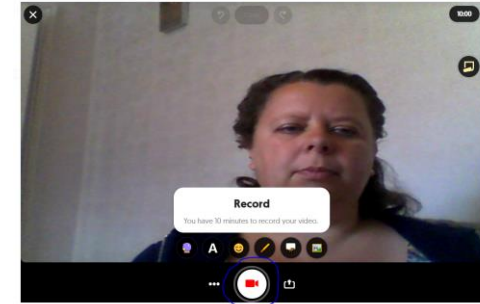
To add your own video, click on the green+ sign.

7.

Depending on your device, you may or may not get a message asking you to allow Flash access. Click allow if asked.

If asked, choose allow your device to have camera and microphone access.

8.




The number in the top right corner tells you the maximum time your video can be. Click on the red camera to begin recording.

9.



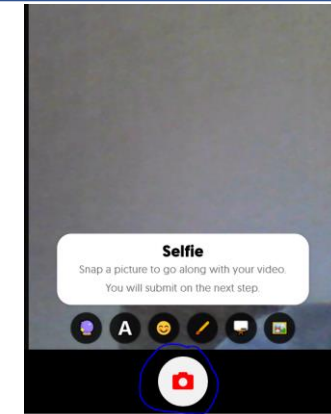
When recording, you will be able to see the maximum time you have left. Click next when you have finished.

10.



You will then be able to watch your video to check you are happy with it. Click delete if you want to re-record or next if you are happy.

11.



You'll be asked to take a selfie - a photo so people will know it's your video. Click the camera to take your selfie, then click next.

13.

### Submit your video

Display Name

firstname

Title

Title (optional)

0 / 80

Link

Link (optional)

Submit Video

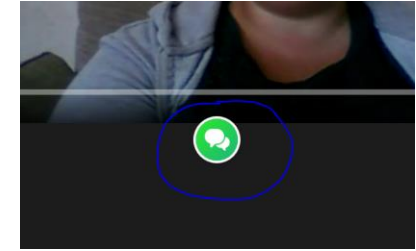
Type your first name in the box and then click *submit video*.

14.

A member of staff will then moderate your video and it will be available for the rest of the class to see as soon as they have done so.

Remember to check back regularly to see what others in your class have added.

15.



To respond to a video someone has made, click on the speech bubbles that appear when you watch their video, you can then leave them a video reply.

## Information for parents and carers about Flipgrid

Flipgrid is a tool within Hwb, the Welsh Government's digital platform for learners in Wales. that allows staff and pupils to interact with each other by posting video messages.

It can be accessed through an internet browser and there is also a Flipgrid app.

Flipgrid is secure as people need the code for the topic to be able to see any videos shared. Pupils are not able to download videos shared by other pupils, only view them. All videos are moderated by staff to ensure they are appropriate for pupil viewing before they are available for pupils to see. For safeguarding purposes, a minimum of two staff are moderators for each grid.

We hope that during this time, Flipgrid is a way that we can support pupils to keep in touch with staff and pupils in a secure way, enabling them to maintain relationships and support pupil well-being.