


Home
Learning
Resources
and Ideas



Language, Literacy and Communication

- Read the book together. There are lots of versions on YouTube if you don't have a copy of the book.
- Make finger puppets and tell the story.
- Mark Making – Using mud, brown paint or even chocolate mousse, let the kids experiment with mark making and messy play!

- Link to the Gruffalo Song in Makaton. Fun way to learn some Makaton.

https://uk.video.search.yahoo.com/search/video;_ylt=AwrJQ5pgBa9ejHcAtz8M34lQ;_ylu=X3oDMTB0ZTgxN3Q0BGNvbG8DaXlyBHBvcwMxBHZ0aWQDBHNIYwNwaXZz?p=the+gruffalo+song+in+makaton&fr2=piv-web&fr=mcafee#id=1&vid=3d4d5afc158611cc78599a39c4bdd0b5&action=view



mud



Gruffalo




mouse




owl



snake



woods



nut




fox



ice cream



crumble



scrambled snake



log

Mathematics and Numeracy

- Print and complete a Gruffalo Dot-to-Dot puzzle

<https://www.tallstories.org.uk/downloads/files/GruffaloDot-to-Dot2.pdf>

- Use paper shapes to make animals from the story

Expressive Arts

- Make the animals and act out the story using finger puppets or headbands
- Make Gruffalo themed art and crafts
- Learn the Gruffalo Makaton song together

Science and Technology

- Use the internet to look at the official Gruffalo website. Lots more activities there!!
<https://www.gruffalo.com/activities/activities?q=gruffalo&page=1>
- Go on a bug hunt
- Use sticks to make a log-pile house
- Make a den – indoors or outdoors

Humanities

- Go on a woodland walk

Health and Wellbeing

- Cook Gruffalo themed foods. Develops communication and numeracy as well as life skills.
- *Tree Ring Cookies; Gruffalo Paws, Gruffalo Crumble*
- Walk outdoors, maybe in the woods. Look for the Gruffalo! Listen for the owl or snake!



STEAM Challenge

Build a Log Pile House


inspired by The Gruffalo



■ ● ▲ ● ■


Shape Animals

Inspired by The Gruffalo





Autumn Spice
play dough



Paper
Plate
Snakes
craftulate.com





GRUFFALO CRUMBLE Muffins



The
Gruffalo's
favourite
food is...








THE
GRUFFALO®

Directions







1. Colour in
2. Stick to a piece of card
3. Cut out mask along the dotted line
4. Cut around the eyes
5. Tape a pencil to the back of the mask, and hold it up in front of your face to act out being a scary gruffalo!





Bug Identifier

Look for these bugs in your garden, in the park or when you are out on a woodland walk. How many can you find? Remember not to touch them!

	Name of bug	Where did you find it?	Can you draw it?
			
			
			
			
			
			
Can you find any other bugs?			



© AXEL SCHEFFLER



Gruffalo finger puppets

**RED
NOSE
DAY**

18 March 2011

Put on a puppet show and collect donations for Red Nose Day with some Gruffalo and friends finger puppets!



It's really easy to make these fantastic finger puppets. Just follow these simple instructions and very soon you will be acting out the story of THE GRUFFALO using your fingers!

You will need:

Thin card, scissors, glue and sticky tape

Instructions:

1. First you will need to print out this page.
2. Stick the printed page on to a piece of card so your finger puppets will be stronger and last longer.
3. Carefully cut around the dotted lines with a pair of scissors. Ask an adult to help you with this.
4. Your finger puppets are almost ready. Now all you have to do is create a ring to put your finger in! You will see there is a bar at the bottom of each character, with a dot and square at each end. Join the dot to the back of the square around the back of the character and secure together with sticky tape.

Now you are ready to play!





Stick the wart
on the
Gruffalo's
nose!

Draw a Gruffalo and play
this game together!