

Dosbarth Cwm Ivy - Home Learning 20th April 2020

Please see some ideas that you can do linked to our theme of rainbows for this week

<u>Maths and Numeracy</u>	<u>Language, Literacy and Communication</u>	<u>Health and Wellbeing</u>
<p><u>Colour Hunt</u>—Search around the house for items that are a certain colour <i>or</i> collect items in advance and see if your child can sort the items into colours.</p> <p>Start easy with sorting just 2 colours and make it more challenging by sorting more.</p> <p>Symbols attached to support visually.</p> <p>Rainbow write numbers (see language, literacy and communication)</p>	<p><u>Reading</u> - Book of the Week 'Wow said the owl' <a href="https://www.youtube.com/watch?v=liBR1SRuV78">https://www.youtube.com/watch?v=liBR1SRuV78</a></p> <p><u>Writing</u></p> <p>Rainbow writing/mark making</p> <p>Rainbow tray</p> <p>Your name and the names of colours over and over in the colours of the rainbow.</p> <p>Idea: do this outside with coloured chalks/on paper with felt tip pens or paints.</p>	<p><u>Fine Motor Skills</u></p> <p>Rainbow loop threading</p> <p><u>PE</u></p> <p>Try and make an obstacle course in the house or a sensory walk outside using chalks.</p> <p><u>Sensory/Relaxation</u> -</p> <p>Make a ribbon wand</p> <p>Rainbow blowers</p>
<u>Expressive Arts</u>	<u>Science and Technology</u>	<u>Humanities</u>
<p>Create a rainbow to help us make our school 'Thank you NHS' song this week.</p> <p>See ideas below:</p> <p>Sing the rainbow song together <a href="https://www.youtube.com/watch?v=yLpEGM34Fic">https://www.youtube.com/watch?v=yLpEGM34Fic</a></p>	<p><u>Science</u></p> <p>Colour mixing - use food colouring to make coloured water. Use a pipette (calpol syringe) to mix the coloured water to see if you can make different colours.</p> <p>Idea—if you have a water tray in the garden try this on a larger scale using empty pop bottles and funnels!</p> <p>Try freezing coloured water and putting it on a tray to melt. Talk about what is happening when the colours mix.</p> <p><u>Healthy Eating</u> Eat a rainbow—make fruit kebabs</p>	<p><u>History</u></p> <p>Take photos throughout the week of your activities. Look through them together and talk about what you have done.</p> <p><u>Geography</u></p> <p>Colour Hunt exploring the house or out in the Garden</p>

Please see pages below for images to help with ideas.

Maths and Numeracy

Ideas for this week



# COLOR HUNT

*Brown Bear, Brown Bear*

**BOOK ACTIVITY**

Languages Literacy and Communication

Ideas for this week



Print out rainbow colour insert (at bottom of home learning section) then pour on salt/sugar/flour and use a paintbrush to make marks.





Health and Wellbeing

Ideas for this week



**Rainbow**  
Ribbon Wand and Ring



TO BE A KID AGAIN




Expressive Arts—Art

Ideas for this week



RAINBOW  
Sponge Painting







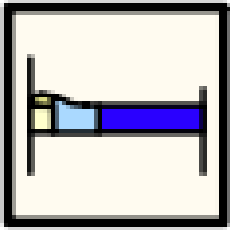
Science and Technology

Ideas for this week




Humanities

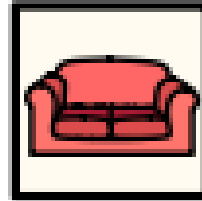
Ideas for this week



bedroom



kitchen




living room



dining room




bathroom




garden



red



yellow




blue



green



orange



purple

Print these out and make a game where you pull out a room and then a colour. Then see if you can find an item. This will help your child to navigate around the house and know the names of the rooms whilst practising their colours.